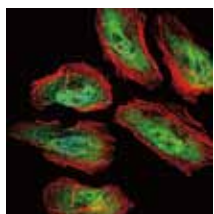


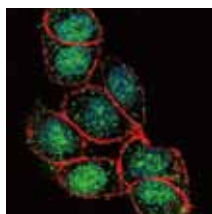
Epigenetics is the study of changes in gene activity/transcription that are not caused by changes in the DNA sequence. Examples of mechanisms that produce such changes are DNA methylation and histone modification, each of which alters how genes are expressed without altering the underlying DNA sequence. These epigenetic changes may last through cell divisions for the duration of the cell's life or for multiple generations.

A number of DNA methyltransferases were shown to be important in epigenetic events such as cellular differentiation. Modifications on histones include acetylation, methylation, ubiquitylation, phosphorylation and sumoylation. Acetylation is the most highly studied of these modifications.

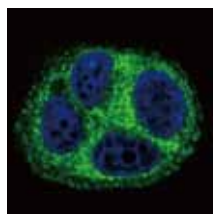
Abgent offers high-quality, in-house developed antibodies for the elucidation of main players in epigenetic research. Abgent developed antibodies against variety of epigenetic related enzymes including their targets and interactors.



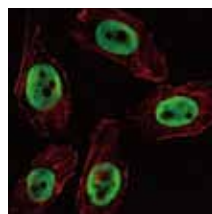
AP12376c



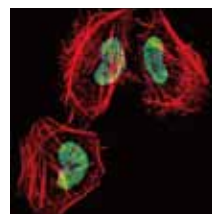
AP12031b



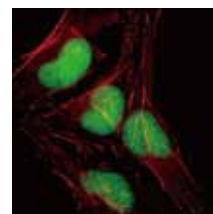
AP11696b



AM1836a



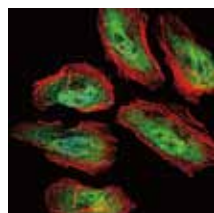
AP13715b



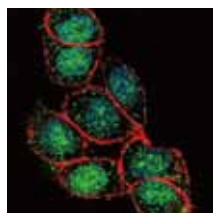
AP16137a

CAT. #	NAME	UNIPROT	APPLICATION
AP11650b	ADA (C-term)	P00813	WB,FC
AP2893a	APRT (N-term)	P07741	WB,IHC,FC
AP19731a	ASCL1 (N-term)	P50553	WB
AP11112a	CAF-1 (N-term)	Q9UV1	WB,IHC,IF
AP6905c	CBFB (Center)	Q13951	WB,IHC,FC,IF
AM2190a	CDH1 (Ascites)	P12830	WB
AP12648b	CEBPD (C-term)	P49716	WB
AP16004b	CTBP1 (C-term)	Q13363	WB,IF
AP5895b	CUX1 (C-term)	P39880	WB,IHC,IF
AP20441a	DHX9 (N-term)	Q08211	WB
AP1035A	Dnmt3b	Q9UBC3	WB,IHC
AP11233b	EAPII (C-term)	O95551	WB,IHC,IF,FC
AP8966b	EMX1 (C-term)	Q04741	WB,FC,IF
AP20494c	EPC1 (Center)	Q9H2F5	WB
AM2186b	ERCC1 (C-term)	P07992	WB

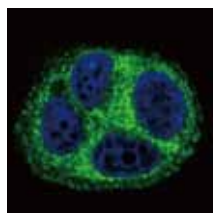
CAT. #	NAME	UNIPROT	APPLICATION
AM1836a	EZH2	Q15910	IF,WB,IHC
AP2856c	FEN1 (Center)	P39748	WB,IF
AP12031b	FOXA2 (C-term)	Q9Y261	WB,IHC,IF
AM2236b	FUBP3 (N-term)	Q96I24	WB
AP20530c	H2AFY2 (Center)	Q9P0M6	WB
AP14407c	HAND1 (Center)	O96004	WB
AP8064c	Haspin GSG2 (Center)	Q8TF76	WB,IHC
AP13715b	HDAC4 (C-term)	P56524	WB,IHC,IF
AP9106b	HMGA1 (C-term)	P17096	IF,WB,FC
AP7195c	HMGB2 (Center)	P26583	WB
AP2778c	HNF4A (Center)	P41235	WB,IHC,IF,FC
AP5522a	HNRPA (N-term)	Q99729	WB,IHC,IF
AP12025c	HOXA6 (Center)	P31267	WB
AP20543b	HOXB2 (C-term)	P14652	WB
AP6834b	HOXB5 (C-term)	P09067	WB,FC



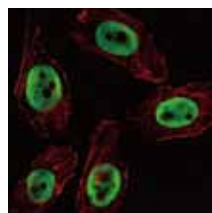
AP12376c



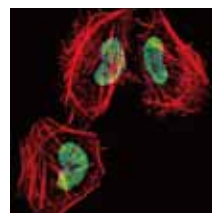
AP12031b



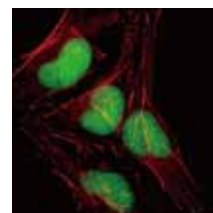
AP11696b



AM1836a



AP13715b



AP16137a

CAT. #	NAME	UNIPROT	APPLICATION
AP20089b	HOXC10 (C-term)	Q9NYD6	IF, WB
AP5232b	HOXC6 (C-term)	P09630	WB, FC
AP14549a	IRX3 (N-term)	P78415	WB, IHC
AP1022B	mJMJ3 Antibody (C-term)	O15054	WB, IHC
AP2725d	KLF4 (N-term)	O43474	WB
AP7342b	KLF5 (C-term)	Q13887	WB, IF, IHC, FC
AP16249a	KLF9 (N-term)	Q13886	WB, IF
AP18398c	MEOX2 (Center)	P50222	IF, WB
AP11952b	METTL2 (C-term)	Q96IZ6	WB, IHC, IF
AM2217a	MGMT (Ascites)	P16455	WB
AP7341b	MGMT (C-term)	P16455	WB, IHC, FC
AP12883a	MGMT (N-term)	P16455	WB, FC
AM2217b	MGMT	P16455	WB
AP6184A	MLL3 Antibody (C-term)	Q8NEZ4	WB
AM2242b	MSH2 (Center)	P43246	WB
AP11570c	MSH2 (Center)	P43246	WB, IF, FC
AP11916c	NKX1-1 (Center)	Q15270	WB, IF
AP17702c	NKX3-2 (Center)	P78367	WB
AP17703c	NKX6-3 (Center)	A6NJ46	WB
AM2228b	NLK	Q9UBE8	WB
AP14941b	NME1 (C-term)	P15531	WB
AM2209b	NME1	P15531	WB
AP13775c	NNMT (Center)	P40261	WB, IHC
AP18850c	PCGF6 (Center)	Q9BYE7	WB
AM2237b	PCNA (C-term)	P12004	WB
AP3197A	Phospho-EP300(S89)	Q09472	DB, IHC
AP3115a	Phospho-HIST1H3B3(S10)	P68431	WB, DB, IHC
AP3693A	Phospho-MeCP2(S421)	P51608	DB
AP3249A	Phospho-SMAD3(S208)	P84022	IF, DB
AP6663b	PID/MTA2 (C-term)	O94776	WB, IHC, FC
AP11555c	PNN (Center)	Q9H307	WB, IHC, IF

CAT. #	NAME	UNIPROT	APPLICATION
AP20474c	POLD2 (Center)	P49005	WB
AP20109a	POLDIP3 (N-term)	Q9BY77	WB
AP7316a	POLE3 (N-term)	Q9NRF9	WB, FC
AP14993b	POU4F2 (C-term)	Q12837	WB
AP14521a	PRDM1 (N-term)	O75626	WB
AP1001A	PRMT1	Q99873	WB, IHC
AP12051b	PURB (C-term)	Q96QR8	IF, WB, FC
AP11696b	QTRTD 1 (C-term)	Q9H974	WB, IHC, IF, FC
AP13849b	RARA (C-term)	P10276	WB, IF, IHC, FC
AP1428b	Rax (C-term)	Q9Y2V3	WB
AP19180c	RHOXF2B (Center)	P0C7M4	WB, IF
AP2805a	RUN X1 (S276)	Q01196	WB, IHC, IF, FC
AP10439B	SCXA Antibody (C-term)	Q7RTU7	WB
AM1191A	SET07	Q9NQR1	WB, IHC, IF
AP6242a	SIRT 3 (C-term)	Q9NTG7	WB, IHC
AP6242B	mSirt3 Antibody (C-term)	Q8R104	WB, IHC
AP6245A	SIRT6 Antibody (C-term)	Q8N6T7	WB, IHC
AP16129c	SIX3 (Center)	Q95343	WB
AP5344c	SMAD6 (Center)	O43541	WB, FC
AP8696A	SNAI	Q95863	WB, IHC, FC
AP16137a	SOX18 (N-term)	P35713	WB, IF
AM2048A	SOX2	P48431	WB, IHC, IF, FC
AP16630c	SOX8 (Center)	P57073	WB
AP10673c	SREBF2 (Center)	Q12772	IF, WB, IHC
AP14686b	TAF7 (C-term)	Q15545	WB
AP9383b	TBX1 (C-term)	O43435	WB, IF, IHC
AP17936b	TFAP2D (C-term)	Q7Z6R9	WB, IF
AP11969c	TFAP4 (Center)	Q01664	WB, FC
AP18114a	TRIM24 (N-term)	O15164	WB
AP12376c	TSN (Center)	Q15631	WB, IF, IHC
AP8585c	USF2 (Center)	Q15853	WB, IHC
AP14793c	VDR (Center)	P11473	WB, FC

**About Us** As your partner in research and drug discovery, Abgent offers a variety of primary antibodies widely used for the study of biological processes, signaling pathways, and disease. Most of our antibodies are developed, validated, and optimized in-house to ensure product quality, fast and accurate technical support, and availability. Please contact us or visit our website at [www.abgent.com.cn](http://www.abgent.com.cn) to learn more about our antibodies, related products and services.